

The Perfusion Improvement Reporting System

PIRS-II

PIRS-2

The Perfusion Improvement Reporting System

PIRS-II Survey

In late August we surveyed 200 subscribers to PIRS-2

The survey set out to get feedback on who is likely to report good catch near-miss and no harm incidents and the value of reports to individual and unit practice. We explored barriers to reporting and what would facilitate reporting with a view to understanding constraints and working to overcome these.

The response rate of 50% was as good as we expected and provided insight into attitudes of perfusionists to the system. We are working to make changes to the format to address concerns such as anonymity and discovery as well as better explain how PIRS-2 works. We will provide more detail in the coming months.

PIRS-II—PIRS-2 Survey P.1-6

this issue

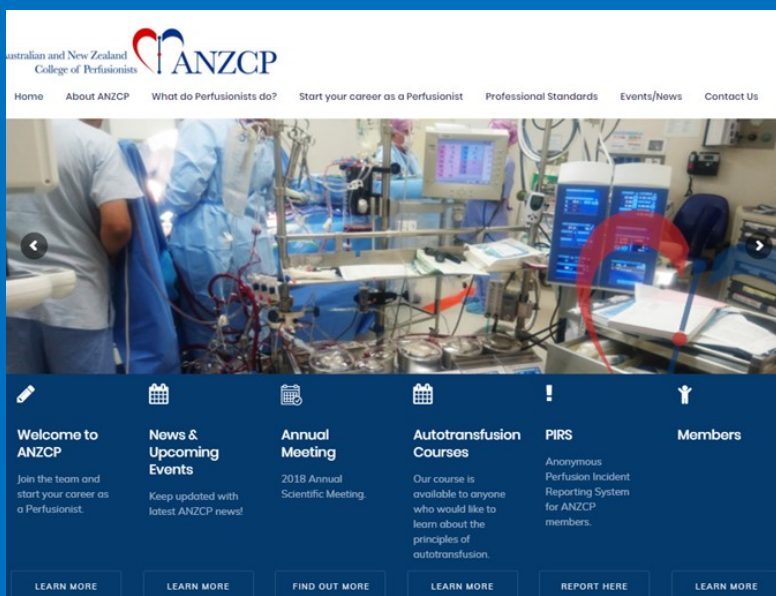
NEW PIRS Submission Form.

Create a shortcut to your desktop or mobile device

<https://anzcp.org/pirs-ii/>

To subscribe or unsubscribe from PIRSList email

PIRS@ANZCP.org



We encourage feedback and suggestions to PIRS@anzcp.org

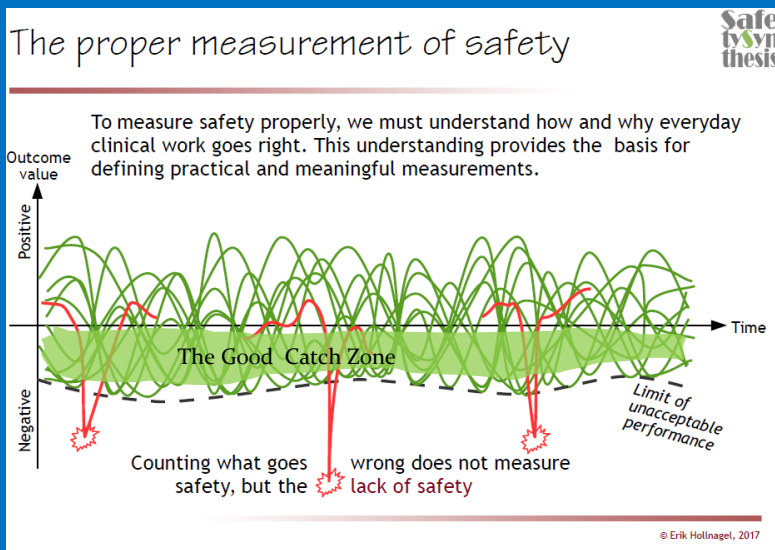
PIRS-2 SURVEY RESULT

The PIRS-2 survey was conducted for 2 weeks in August 2019 using Survey Monkey. The survey was emailed to 198 recipients of the PIRS-2 reports on the PIRSList email group. The response rate was 50%.

SUMMARY

22% of respondents had submitted a report in the last 12 months although the reports were read by virtually all respondents with a high percentage rating these as value to individual of center practice. While 80% were either very likely or likely to submit reports, barriers to reporting included concerns on anonymity or security of the system with regional differences in legal systems accounting for reluctance to report, notably from the USA.

Very interestingly unit culture was commonly cited from Australian respondents. In line with this in answer to what would facilitate reporting, respondents requested a better understanding of what and how to report along and improved access to the system. International respondents suggested that more regular and wider marketing globally of PIRS-2 with invitations to participate would encourage reporting beyond Australia and New Zealand.



There were some misconceptions that became apparent indicating we can better inform perfusionist about the concepts of reporting—this isn't something that is delegated.

PIRS is very grateful for the feedback. We have plenty to work on but **KEEP REPORTING**

The overall results appear below

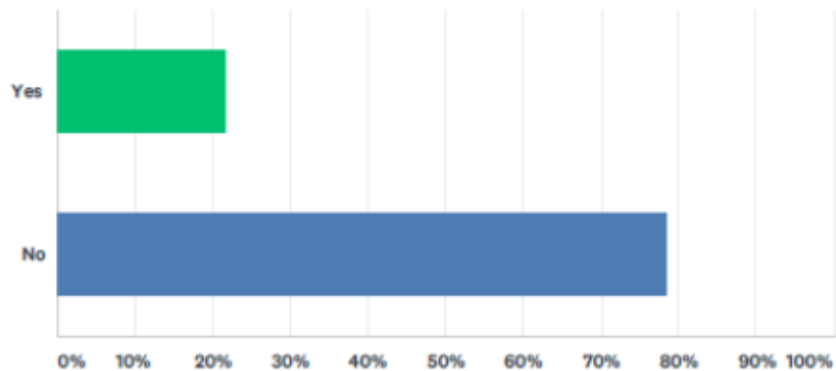
The overall results appear below

Understanding and sharing *what went well* adds resilience to one's practice and to the health care system. Adding resilience is an improvement process.

PIRS-2 *The SURVEY*

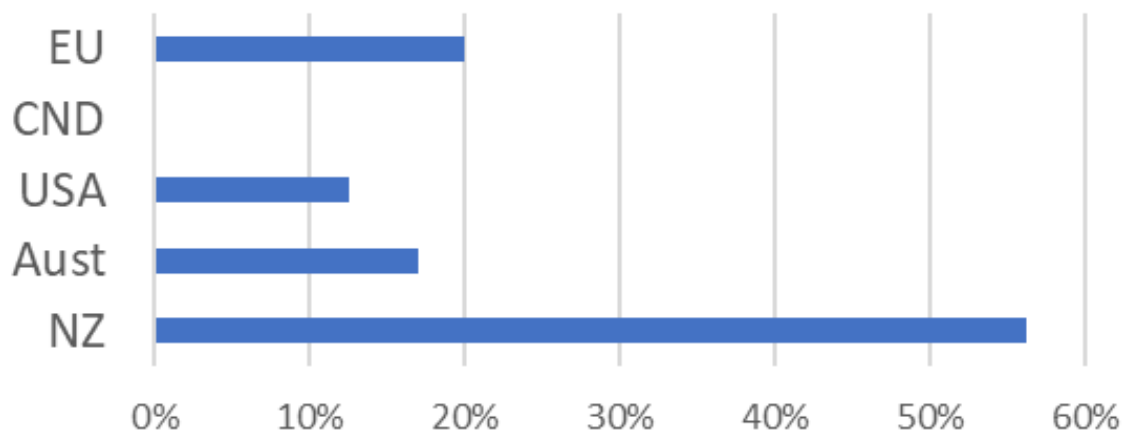
Q1 HAVE YOU SUBMITTED TO PIRS-II IN THE LAST 12 MONTHS

Answered: 97 Skipped: 1



ANSWER CHOICES	RESPONSES	
Yes	21.65%	21
No	78.35%	76
TOTAL		97

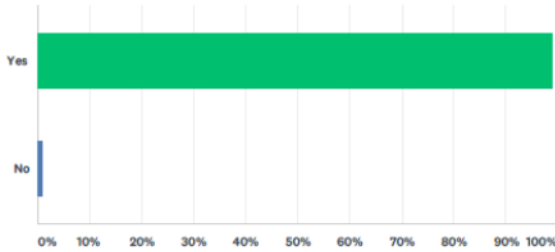
% of respondents who submitted reports by region:



PIRS-2 The SURVEY

Q2 HAVE YOU READ PIRS-II REPORTS EMAILED TO YOU IN THE LAST 12 MONTHS

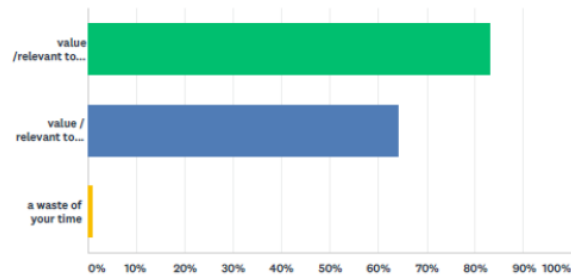
Answered: 94 Skipped: 4



ANSWER CHOICES	RESPONSES	
Yes	98.94%	93
No	1.06%	1
TOTAL		94

Q3 Do you consider receiving reports of Good catch Near-miss/no harm Perfusion incidents

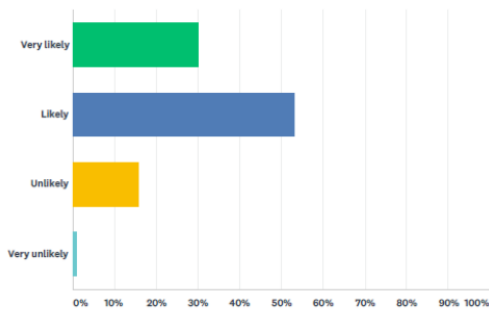
Answered: 95 Skipped: 3



ANSWER CHOICES	RESPONSES	
value /relevant to your own practice	83.16%	79
value / relevant to your team	64.21%	61
a waste of your time	1.05%	1
Total Respondents: 95		

Q4 HOW LIKELY ARE YOU TO SUBMIT TO PIRS-II

Answered: 96 Skipped: 2

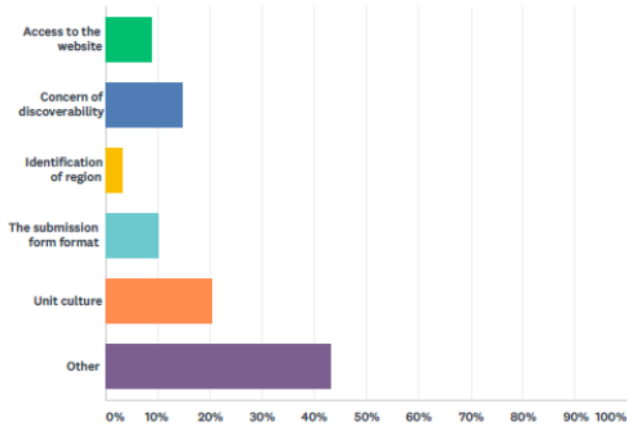


ANSWER CHOICES	RESPONSES	
Very likely	30.21%	29
Likely	53.13%	51
Unlikely	15.63%	15
Very unlikely	1.04%	1
TOTAL		96

PIRS-2 The SURVEY

Q5 What is a barrier to you submitting a report to PIRS-II

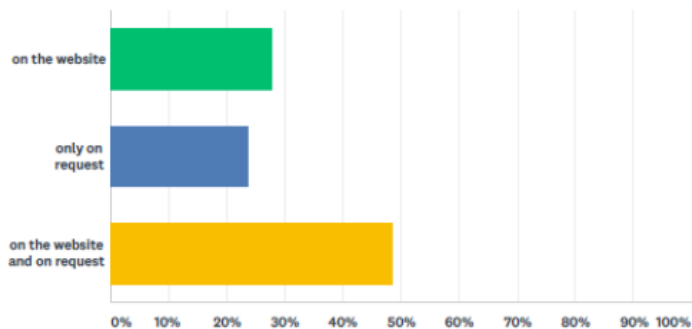
Answered: 88 Skipped: 10



ANSWER CHOICES	RESPONSES	
Access to the website	9.09%	8
Concern of discoverability	14.77%	13
Identification of region	3.41%	3
The submission form format	10.23%	9
Unit culture	20.45%	18
Other	43.18%	38
Total Respondents: 88		

Q6 Should PIRS-II reports with permission to publish be available:

Answered: 97 Skipped: 1



ANSWER CHOICES	RESPONSES	
on the website	27.84%	27
only on request	23.71%	23
on the website and on request	48.45%	47
TOTAL		97

PIRS-2 The SURVEY

Q7 What would facilitate you submitting to PIRS

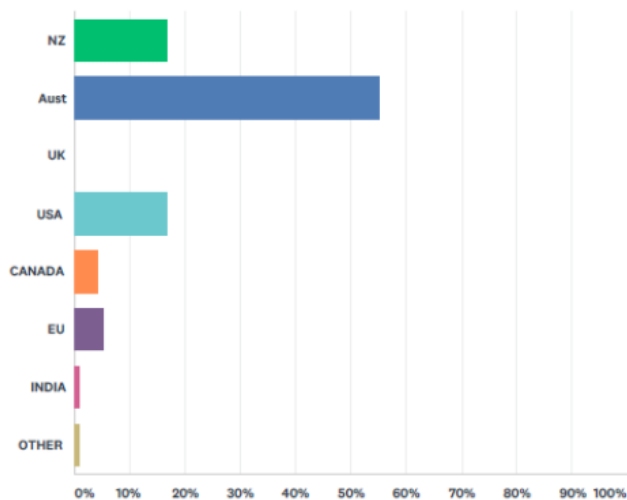
Answered: 64 Skipped: 34

Themes were

- Anonymity discoverability
- Access – Where to report/? App or App substitute
- What to report/ How to report / eligibility / perceptions of PIRS-2
- Culture in centres as a barrier
- International promotion
- Contact for feedback

Q8 What region are you from

Answered: 96 Skipped: 2



ANSWER CHOICES	RESPONSES	
NZ	16.67%	16
Aust	55.21%	53
UK	0.00%	0
USA	16.67%	16
CANADA	4.17%	4
EU	5.21%	5
INDIA	1.04%	1
OTHER	1.04%	1
TOTAL		96